

## RESOLUTION #2016-06

**WHEREAS**, the US Highway 271 Corridor serves as a vitally important transportation corridor in East Texas impacting the daily lives of approximately 495,000 people living and working in the seven counties of Smith, Gregg, Upshur, Camp, Titus, Lamar and Red River (See Attachment A), and

**WHEREAS**, the Texas Department of Transportation (TXDOT) has plans to construct approximately \$310 million in improvements to US Highway 271 within the next 10 years (See Attachment B), and

**WHEREAS**, there is widespread support and unity among representatives of local governments, economic development organizations, regional councils of governments, and private sector interests for a more accelerated and more aggressive commitment from TxDoT to undertake the construction improvements to US Highway 271 between Tyler and Paris as a means to facilitate greater vehicle safety, enhance overall connectivity of the road system in the region, and hasten more regional economic development along the corridor, and

**WHEREAS**, Attachment C illustrates the significant traffic volume on the US Highway 271 corridor thereby raising safety concerns along the corridor and mandating urgent actions to construct roadway safety improvements, (See Attachment C), and

**WHEREAS**, US Highway 271 serves as an invaluable connection between Interstate 20 and Interstate 30 thereby providing direct and indirect connectivity throughout the East Texas region as well as to other areas of Texas and surrounding states, and

**WHEREAS**, overall regional economic success and an improved quality of life will be substantially improved through improvements to the connectivity of the US Highway 271 corridor, and

**WHEREAS**, in 2012 there were approximately 42,486 businesses and industries representing such sectors as manufacturing, industrial production, transportation, agriculture, timber, and service related businesses employing over 210,000 citizens above the age of sixteen (16) in the seven counties (Smith, Gregg, Upshur, Camp, Titus, Lamar and Red River) that were able to access the US 271 corridor (See Attachment D), and

**WHEREAS**, the future viability of the regional economy along the US 271 corridor depends greatly on TxDOT implementing the planned improvements to US 271 at an earlier time

**NOW THEREFORE, BE IT RESOLVED** that the Panola County Commissioners Court hereby urges TxDOT to undertake improvements to US Highway 271 on a accelerated schedule in order to greatly improve the safety of the corridor, enhance connectivity and facilitate regional economic development opportunities

**ADOPTED** this 28<sup>th</sup> of November, 2016

Lee Ann Jones  
Lee Ann Jones, County Judge

Absent  
Honorable Frank R Langley, Jr  
Commissioner, Precinct Three


Dale LaGrone  
Honorable Dale LaGrone  
Commissioner, Precinct Four

Ronnie LaGrone  
Honorable Ronnie LaGrone  
Commissioner, Precinct One

John Gradberg  
Honorable John Gradberg  
Commissioner, Precinct Two

ATTEST

Bobbie Davis  
Bobbie Davis, County Clerk

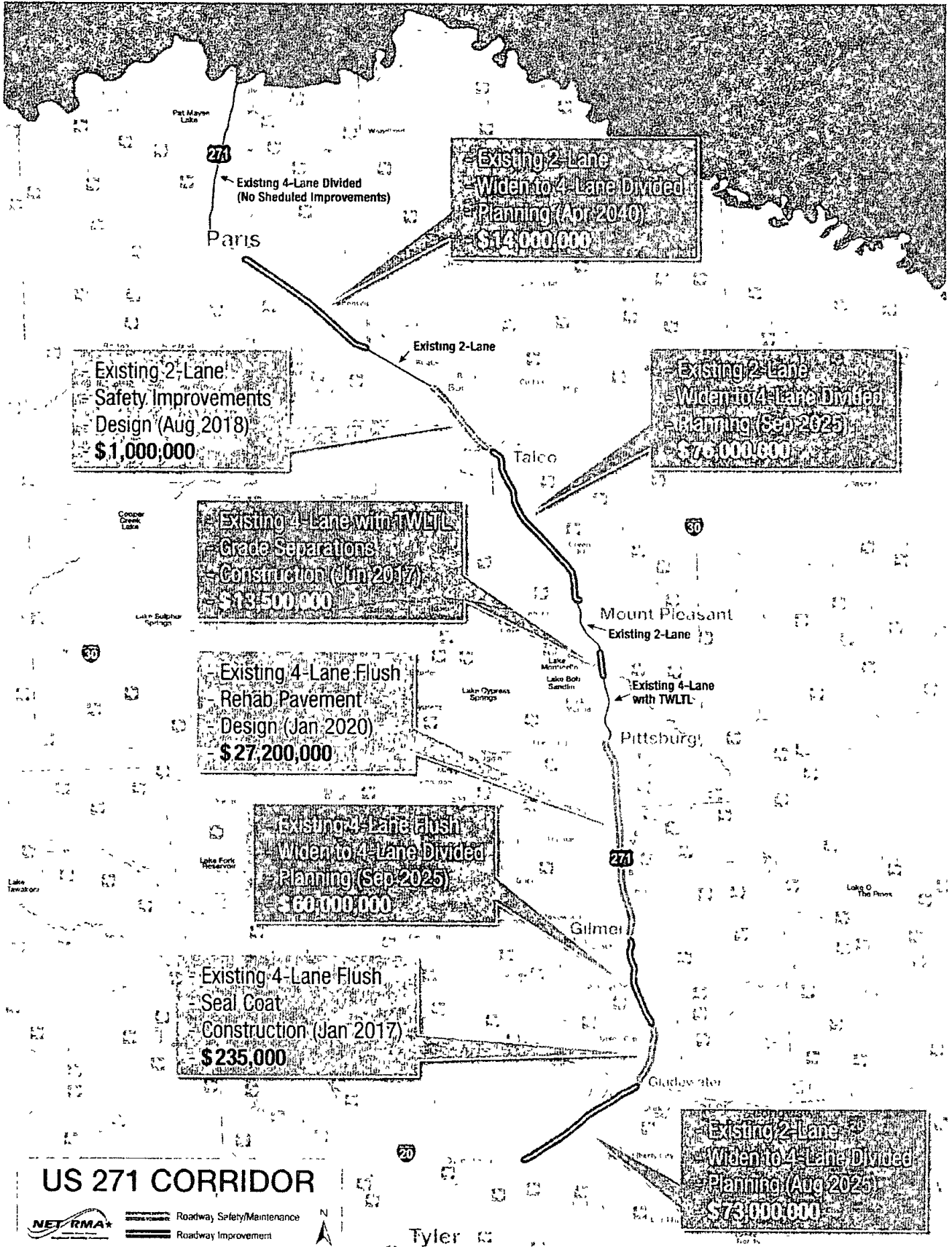


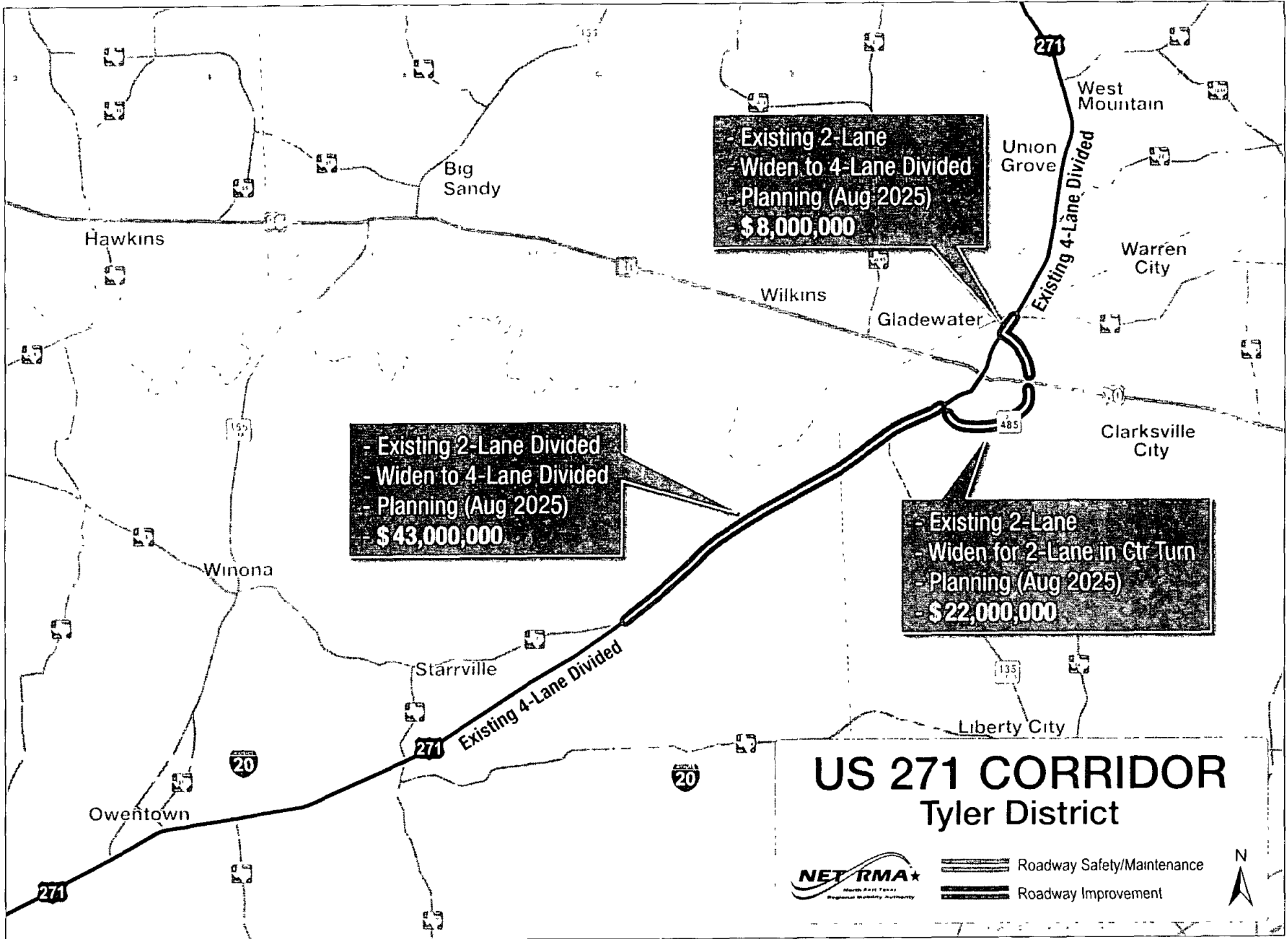
Attachment A  
US Highway 271

Total 2015 Estimated Population by County

<u>County:</u>	<u>Population</u>
<i>Smith</i>	223,000
<i>Gregg</i>	124,108
<i>Upshur</i>	40,603
<i>Camp</i>	12,682
<i>Titus</i>	32,623
<i>Lamar</i>	49,440
<u><i>Red River</i></u>	<u>12,455</u>
<i>Total</i>	494,911

Source census gov , 2015 Population Estimates by County





# US 271 CORRIDOR

## Tyler District

## Attachment C

## US Highway 271 Traffic Counts

Location	Annual Average Daily Traffic
Tyler, TX area	20,000
Between Tyler, TX and Gladewater, TX	6000
Enter Gladewater, TX from South	12,000
Leave Gladewater, TX going north	9,000
Gladewater, TX to Gilmer, TX	6,000
Gilmer, TX	20,000
Gilmer to Pittsburg, TX	7,000
Pittsburg, TX to outskirts of Mt Pleasant, TX	13,000
Mt Pleasant, TX	17,000
Mt Pleasant (where 271 splits off), TX	11,000
Mt Pleasant, TX to outskirts of Paris, TX	4,000
Entering Paris, TX	7,000

Attachment D  
 US 271 Key Economic Data  
 2012 Total Businesses and Industries Per County

<u>County:</u>	<u>Total Businesses and Industries</u>
<i>Smith</i>	19,447
<i>Gregg</i>	11,663
<i>Upshur</i>	3,117
<i>Camp</i>	1,084
<i>Titus</i>	2,439
<i>Lamar</i>	3,717
<u><i>Red River</i></u>	<u>1,019</u>
<i>Total</i>	42,486

\*Source census gov , 2012 Survey of Business Owners.

2012 Total Civilian Employed Population, 16 years and over per County

<u>County:</u>	<u>Total Businesses and Industries</u>
<i>Smith</i>	95,623
<i>Gregg</i>	54,953
<i>Upshur</i>	16,602
<i>Camp</i>	4,737
<i>Titus</i>	13,740
<i>Lamar</i>	21,373
<u><i>Red River</i></u>	<u>4,604</u>
<i>Total</i>	211,532

\*Source census gov , 2012 Survey of Business Owners